

# blacklinesafety

## BLACKLINE ANALYTICS

### ESSENTIAL REPORTS



## AUTOMATED REPORTING, EMPOWERED DECISION-MAKING

Blackline's cloud-connected devices leverage out-of-the-box integrated connectivity to constantly generate large volumes of valuable data. Blackline Analytics, included with the purchase of every device service plan, seamlessly organizes this data, and puts it right at your fingertips through a series of easy-to-navigate charts, graphs, and tables.

These reports and visualizations can be used for various purposes, from understanding gas alerts and exposures to device usage and compliance. They help you get the most out of your connected safety investment—enabling informed, data-driven decisions that improve safety and efficiency and allow you to easily pinpoint areas for improvement.

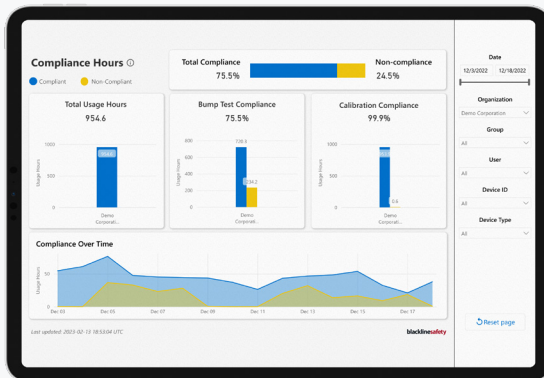


# COMPLIANCE & FLEET MANAGEMENT

## Usage and Compliance

Displays the total use of your device fleet over a selected date range. You can also view the percentage of compliance within the selected date range. Use this report to:

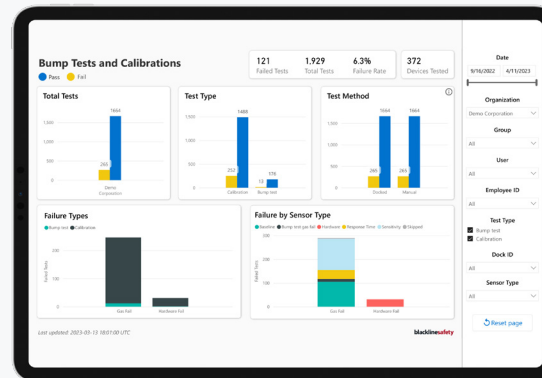
- Quickly identify workers in and out of compliance.
- View user compliance trends over time.



## Bump Tests and Calibrations

Details your fleet's bump test and calibration history for selected date ranges. Use this report to:

- View the number and date of tests performed.
- Evaluate overall bump test and calibration success/failure rate.
- Categorize tests performed manually vs G6 Dock or G7 Dock.

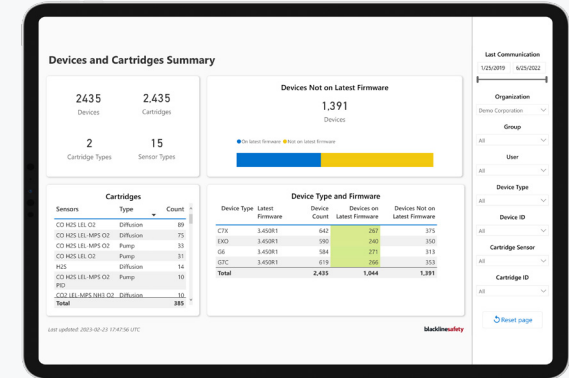


**Pro Tip:** Use the data in this report in combination with the Usage and Compliance Report to determine whether compliance trends coincide with bump test and calibration frequency and success.

## Devices and Cartridges

Provides a full overview of the status of your device fleet. Use this report to:

- Ensure your firmware is up-to-date on all devices.
- Verify that device and cartridge maintenance is being performed regularly.
- View the last time the device was online.

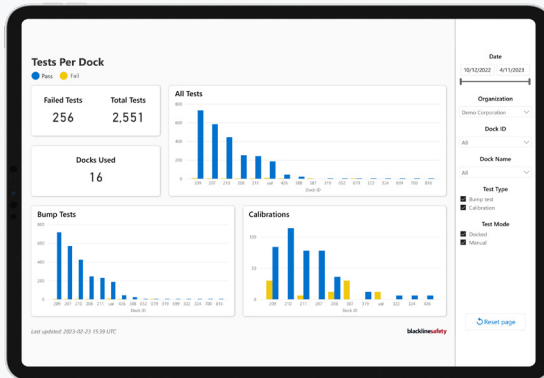


# COMPLIANCE & FLEET MANAGEMENT

## Docks

Displays the location and use of G7 Docks in your fleet, including bump test and calibration results. You can use this report to:

- Verify device maintenance is being performed regularly.
- Identify bump test and calibration success metrics based on dock ID and location.



## Device Assignment History

Details device changes made in Blackline Live. This can assist you with device management and troubleshooting any issues that might come out of device changes. Use this report to:

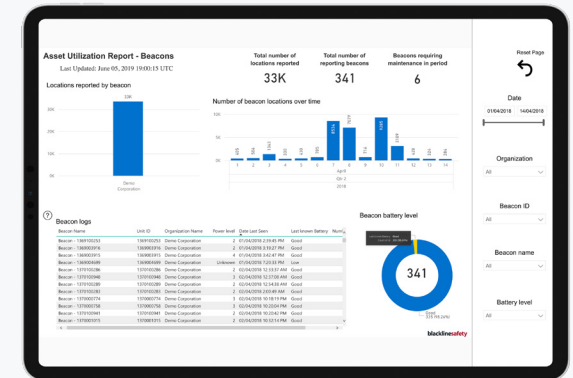
- View changes in assigned user for a device.
- Track devices moved between Blackline Live organizations.
- View details of who performed changes.

Date/Time	Time Zone	Event Type	Device ID	Device Name	User	Organization	Mode
2018-04-01 08:14:57	CDT	Check In	397300088	GVx	Brandon Tern	Demo Corporation	Normal Opera
2018-04-01 08:13:42	CDT	Location	397300087	GVx	Dave Foreman	Demo Corporation	Normal Opera
2018-04-01 08:09:04	CDT	Location	397300073	GVx	Xin Fu	Demo Corporation	Normal Opera
2018-04-01 08:04:58	CDT	Location	397300088	GVx	Brandon Tern	Demo Corporation	Normal Opera
2018-04-01 09:23:19	CDT	Check In	397300077	GVx	Xin Fu	Demo Corporation	Normal Opera
2018-04-01 10:03:21	CDT	Check In	397300076	GVx	Fidel Carata	Demo Corporation	Normal Opera
2018-04-01 13:39:04	CDT	Check In	397300129	GVx	Bill Talent	Demo Corporation	Normal Opera
2018-04-01 13:46:07	CDT	Logged Off	397300086	GVx	Brandon Kribbus	Demo Corporation	Normal Opera
2018-04-01 13:4:03	CDT	Check In	397300086	GVx	Marisa Matz	Demo Corporation	Normal Opera
2018-04-01 15:10:31	CDT	Check In	397300083	GVx	Dan Cowan	Demo Corporation	Normal Opera
2018-04-01 15:38:19	CDT	Check In	397300073	GVx	Xin Fu	Demo Corporation	Normal Opera
2018-04-01 15:54:08	CDT	Check In	397300086	GVx	Marisa Matz	Demo Corporation	Normal Opera
2018-04-01 16:04:57	CDT	Check In	397300088	GVx	Brandon Tern	Demo Corporation	Normal Opera
2018-04-01 16:06:25	CDT	Logged Off	397300081	GVx	Paris Logan	Demo Corporation	Normal Opera
2018-04-01 16:16:27	CDT	Logged Off	397300079	GVx	Genea Bell	Demo Corporation	Normal Opera
2018-04-01 16:54:04	CDT	Check In	397300129	GVx	Bill Talent	Demo Corporation	Normal Opera
2018-04-01 17:00:43	CDT	Logged Off	397300129	GVx	Bill Talent	Demo Corporation	Normal Opera
2018-04-01 17:02:18	CDT	Logged Off	397300086	GVx	Marisa Matz	Demo Corporation	Normal Opera
2018-04-01 17:16:34	CDT	Logged Off	397300070	GVx	Fidel Carata	Demo Corporation	Normal Opera

## Location Beacons

Shows the status of Location Beacons in your fleet. Use this report to:

- Monitor the battery levels of your Location Beacons.
- Understand the frequency and consistency of Location Beacon communication.

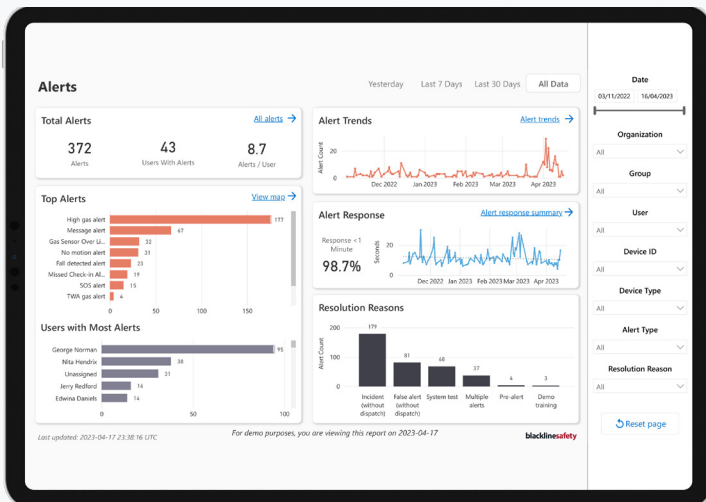


# PERFORMANCE & SAFETY

## Alerts\*

Provides a full breakdown of alerts across your fleet. Use this report to:

- Understand when and where alerts are occurring.
- Identify which types of alerts are most common.
- Identify types of alerts and their resolutions.
- Recognize users with multiple alerts.
- Track alerts over time.
- Narrow down root causes of alerts.

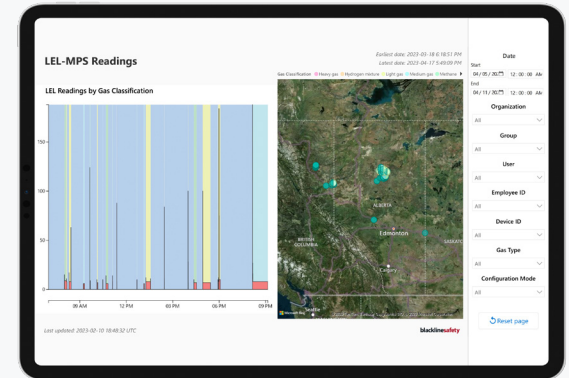


If you are using Blackline's real-time monitoring services, you can also see how long it takes for alerts to be acknowledged and resolved, and the most common resolutions.

## LEL-MPS Readings

Specific to the LEL-MPS sensor, this report displays LEL readings over a selected date range, separated by the classification of gases detected and shown alongside an interactive map. Use this report to:

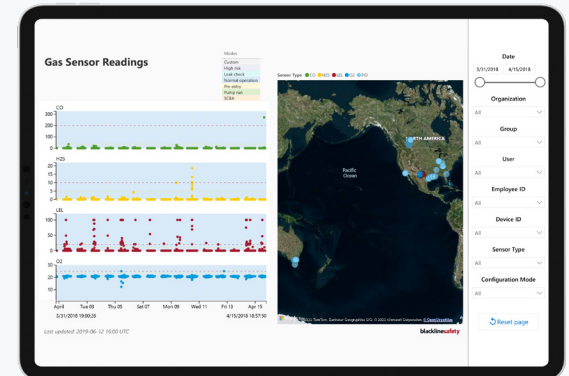
- Identify where exposures are occurring.
- See where exposures are the highest.
- See which category of hydrocarbons are present during a LEL exposure.



## Gas Exposures (formerly: Gas Readings Report)

Displays a combined chart of gas sensor readings alongside an interactive map. Use this report to:

- Understand a worker's gas exposure risk profile.
- View the location, time, and readings of a worker's gas exposure.



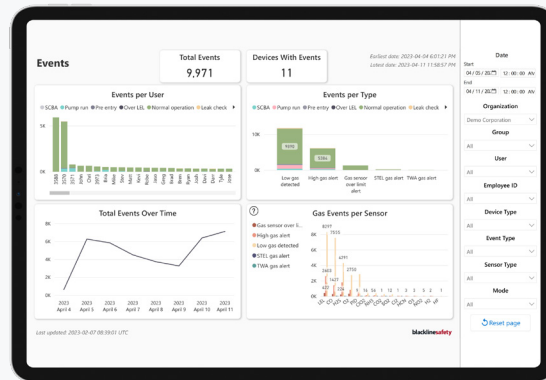
\*Applicable only to devices monitored 24/7 in-house or by Blackline's Safety Operations Centre (SOC).

# PERFORMANCE & SAFETY

## Events

Provides a full breakdown of events triggered by devices in your fleet. Use this report to:

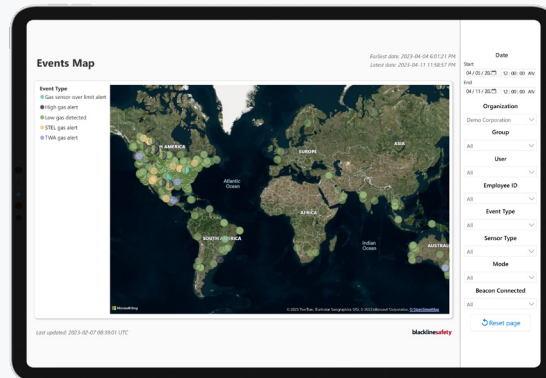
- View total events and event types by organization, group or team member.
- Review frequency of specific event types.
- View events over time.
- Compare gas sensor events.



## Events Map

Displays the locations of your events to help determine whether there are issues that may require further investigation. Use this report to:

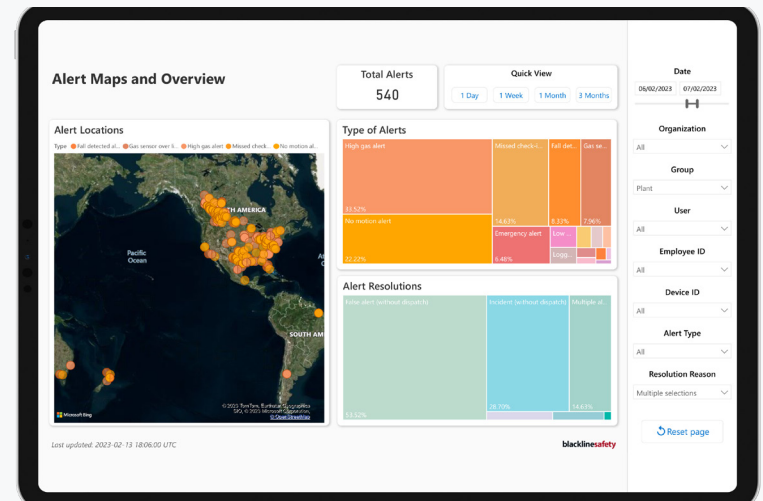
- View and analyze alert clusters.
- Identify if a group of workers is being disproportionately exposed to hazards at one location.
- Investigate root cause of events based on event type and location.



## Worker Safety Analytics\*

Provides detail on when and where alerts occurred. Use this report to:

- Understand the impact of shifts on alerts.
- Identify worker safety trends.



This report can help you reduce the number of alerts and improve overall safety of your workers.

\*The data from worker safety analytics has been moved to the Alerts report. This report will be discontinued as of Oct 31st, 2024.



# EMAILED REPORTS

Our direct-to-inbox emailed reports deliver critical, time-sensitive information on usage, alerts, and high gas exposures so managers in the field can take corrective action to avoid injury. These emailed reports are available weekly or monthly to support your cadence of safety team meetings. Contact your Blackline representative for more information.

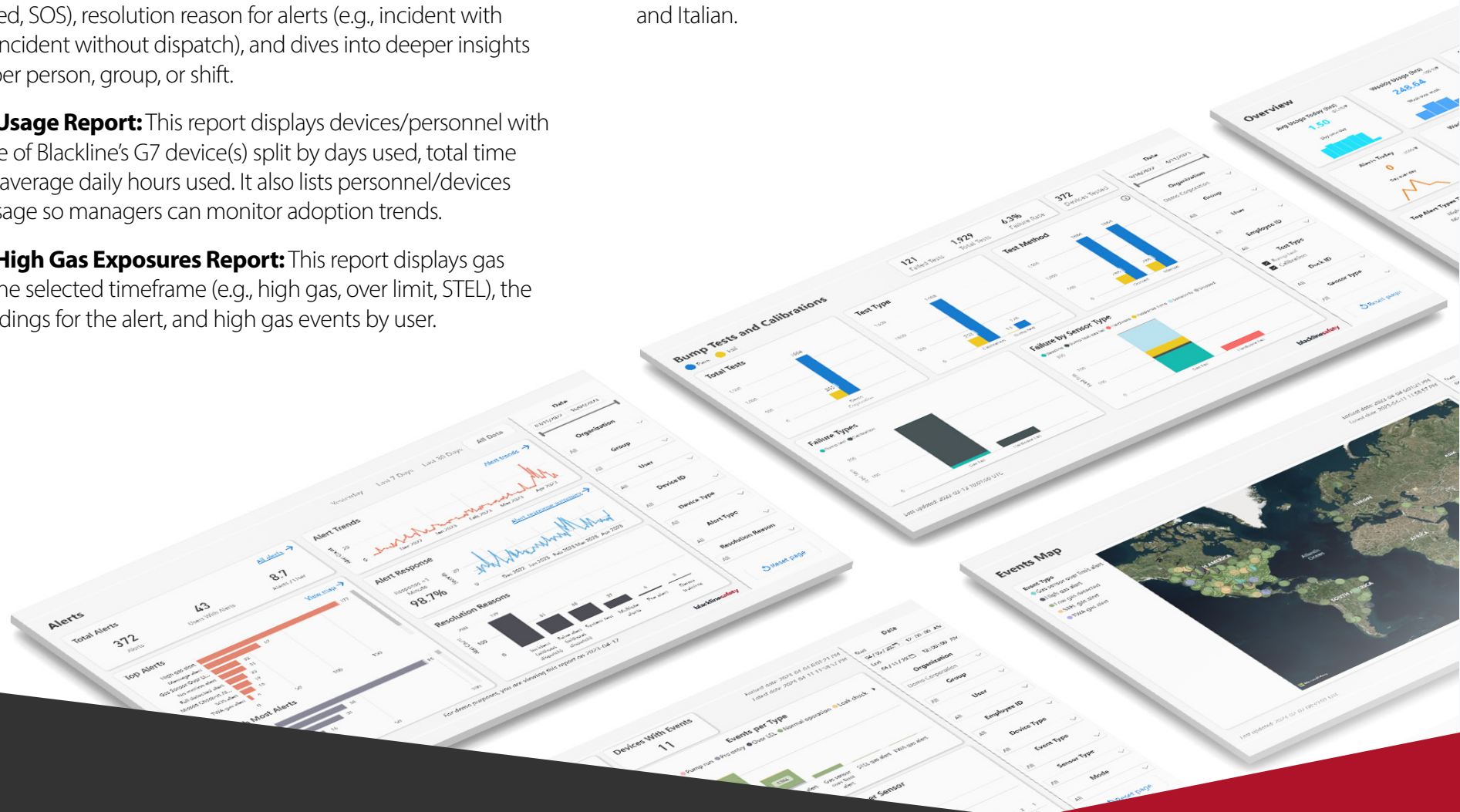
**Emailed Alerts Report:** This report displays total number and type of alerts triggered during the selected timeframe (e.g., high gas, fall detected, SOS), resolution reason for alerts (e.g., incident with dispatch, incident without dispatch), and dives into deeper insights on alerts per person, group, or shift.

**Emailed Usage Report:** This report displays devices/personnel with their usage of Blackline's G7 device(s) split by days used, total time used, and average daily hours used. It also lists personnel/devices with no usage so managers can monitor adoption trends.

**Emailed High Gas Exposures Report:** This report displays gas alerts for the selected timeframe (e.g., high gas, over limit, STEL), the sensor readings for the alert, and high gas events by user.

## Enhanced compliance bump test and calibration certificates:

This report is available upon request in English, French, German, and Italian.





**blacklinesafety**

**Ready to learn more?**

Contact us to discover how to unlock more value from your data.

**NORTH AMERICA** +1 800 486 8889 | [sales@blacklinesafety.com](mailto:sales@blacklinesafety.com)

**EUROPE** +44 1787 222684 | [eusales@blacklinesafety.com](mailto:eusales@blacklinesafety.com)

**REST OF WORLD** +1 403 451 0327 | [sales@blacklinesafety.com](mailto:sales@blacklinesafety.com)

[blacklinesafety.com](https://blacklinesafety.com)